


Mobile Phones

Introduction



The worksheets in this chapter are based on the following areas:

- the cost of using mobile phones,
- reading and writing text messages,
- sending text messages,
- abbreviations, and
- phone credit.

For help with the worksheets, you can:

- call the NALA Freephone support line at 1800 20 20 65 on Monday to Friday between 10am and 4pm, or
- check out the Really Useful Guide to Words and Numbers Web site on www.rug.ie

Reading: mobile phones

If you've got a mobile phone, you should keep an eye on charges. You may find that companies change their rates or run special offers that can save you money.

Read the following advertisement for a company called Matador.

Then answer the questions on the following page.

Want Cheaper Calls?

Are you getting ripped off by high mobile phone charges? Do you want a cheaper way to use your mobile? If so, then Matador, Ireland's newest mobile network is just what you've been waiting for. Our off-peak prices are up to three times cheaper than our peak rates. Check out our rates below. Then call us to get connected.

Matador cost of calls per minute	Peak	Off-peak
	6pm - 2am	2am - 6pm
Calls to Matador customers	10c	10c
Calls to national landlines	54c	14c
Calls to other Irish mobile networks	62c	18c
Texts to Matador customers	free	free
Texts to other Irish mobile networks	15c	12c

Reading: mobile phones

See if you can answer these questions.

1. What are the peak hours?

2. Is it cheaper to call landlines before or after 6pm?

3. How much would it cost to call a national landlines number for 2 minutes?

4. How much would it cost to text a Vodafone phone on Thursday evening?

5. Is it cheaper to text other mobile networks before or after 6pm?

Writing: text messages

As you have seen, most of the time, it is cheaper to text someone instead of calling them. But what is texting?

Texting is when you use the keys on your mobile phone to send someone a message using written words.

Every mobile phone is a little bit different, but to send a text message, you need to find 'Messages' on your phone menu.

You can normally do this by carrying out the following steps:

1. Press the Menu button.
2. Press the Down arrow until 'Messages' appears.
3. Press the Menu button again.
4. Press the Down arrow until 'Write Message' or 'Create Message' appears.
5. Now you should have a blank screen where you can type your message.

TIP: If you get lost, press the Exit button, or the Red telephone symbol. This will normally take you back to the start.

Writing: text messages

Each of the keys on a mobile has a number and some letters on it.

For example, the number 2 key has the letters a, b and c.

The number 6 key has the letters m, n and o.



To get the letters, you need to press the number keys a few times. To type the letter d for example, you need to press 3 once. To write r, press 7 three times.

So you get the word 'hello' by pressing

44 33 555 555 666

Look at the picture of the mobile on this page. See if you can write out the keys you would press for each of these words. The first one is done for you.

ok	666 55
yes	_____
no	_____
call me	_____
happy	_____
birthday	_____

Writing: text messages

What word appears if you press these keys on a mobile phone?
The first one is done for you.

1. 8 44 33

the

2. 777 33 2 555 555 999

3. 88 7777 33 333 88 555

4. 4 88 444 3 33

TIP: To get a space between words, you press the 0 key.

Now try typing your name. First write down the keys you'll need to press.

Name: _____

Keys: _____

Spelling: abbreviations

An abbreviation is a shortened form of a word. You will see them all around you.

Every text message has a limit on the number of letters you can use. So it's a good idea to use abbreviations. This way of writing is often called text language. If you use a lot of letters, you could have to pay for an extra text.

Here are some common abbreviations you see everyday.

Mr.	Mister
Dr.	Doctor
St.	Street

See if you can match the abbreviations to their full meaning. The first one is done for you.

Ave.	County
ESB	Monday
Mrs.	Allied Irish Bank
Mon	teaspoon
Co.	Missus
tsp	avenue
AIB	Electricity Supply Board

TIP: A person's name always begins with a capital letter.

Spelling: abbreviations

When reading and writing text messages, we often come across strange looking abbreviations. Let's look at some examples.

One way to shorten words is to leave out letters or use letters that sound like words.

For example

congratulations	congrats
you	u
easy	ez

Another way is to use numbers that sound like words.

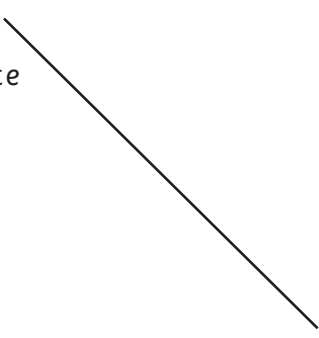
For example,

to	2
for	4
later	l8r

Now try to match the abbreviation with the word.

The first one is done for you.

the	people
2nite	are
b4	please
ppl	see
r	tonight
c	de
pls	before



Writing: abbreviations

See if you can write what each of these messages say. The first one has been done for you.

1. goin 2 galway 4 wknd c u mon

Going to Galway for weekend. See you Monday.

2. runnin l8 c u @ home

3. tanx 4 pressie c u l8r

Now see if you can shorten these messages using text language.

1. Are you going to the party tomorrow?

2. I'm on the train, so I should see you around 7pm.

3. Thanks for the card.

TIP: Most mobile phones nowadays have predictive texting. This means you don't have to use abbreviations anymore. However, you will need to switch this feature on before using it. Your mobile phone company should be able to tell you how to do this.

Reading: topping up phone credit

There are two ways to pay for your mobile calls – by regular bills or by using credit. If you use credit, you will need to pay money every now and then to buy time. This is called topping up your phone credit.

There are a number of ways to do this:

- with a top up voucher bought from a shop or vending machine,
- at an ATM if you have an ATM card,
- by text on your phone, or
- by using the Internet.

TIP: Always look out for extra credit offers when you top up on the Internet or with a bank.

To top up using a voucher, follow these 4 easy steps:

1. Buy a top up voucher in a shop or at a vending machine.
2. Dial 1741 on your phone.
3. Listen to the instructions.
4. Enter the code on the voucher and press the # key on your phone.
5. Listen for your new balance to make sure it's correct.

Reading: topping up phone credit

Answer the following questions by ticking the True or False box.


- | | True | False |
|--|--------------------------|--------------------------|
| 1. You can top up your mobile if you pay by bill. | <input type="checkbox"/> | <input type="checkbox"/> |
| 2. Topping up your phone credit is difficult. | <input type="checkbox"/> | <input type="checkbox"/> |
| 3. You can top up your phone credit using an ATM card. | <input type="checkbox"/> | <input type="checkbox"/> |
| 4. You must enter the code on top up vouchers using your phone's keypad. | <input type="checkbox"/> | <input type="checkbox"/> |
| 5. Topping up your phone credit on the Internet is more expensive than using vouchers. | <input type="checkbox"/> | <input type="checkbox"/> |
| 6. You can only buy credit in Vodaphone shops. | <input type="checkbox"/> | <input type="checkbox"/> |
| 7. You can check your credit balance on your mobile phone. | <input type="checkbox"/> | <input type="checkbox"/> |

Crossword

All the answers to this crossword are words to do with texting.

Fill in the crossword by answering the numbered clues below.

The first one is done for you.



TIP: The number shows how many letters are in the answer.

Across

2. 2moro (8)
3. gr8 (5)
5. l8r (5)

Down

1. 4 (3)
2. 2nite (7)
4. 2 (2)